

GPS ACTIVE 28dB/GSM850/900/1800/1900/2100MHz 2dBi 2 IN 1 50mm CIRCLE ROOF SCREW MOUNT+RG174(3M)x2+SMA PLUG(GPS)+FME JACK(GSM)



Specifications/Special Features :

This antenna is designed for GPS/GSM/UMTS/WCDMA wireless communications

Specification	
Model No.	GPM-02-1
Antenna Type	Roof Screw Mount
Antenna Size	L47xW50xH50 mm
GSM	
Gain ( dBi )	2 dBi
Frequency	850/900/1800/1900/2100 MHz
VSWR	< 1.9
Polarization	Linear Vertical
Temperature	-40 to +85 °C
Humidity	40% to 95% RH
Connector ( GSM )	FME FEMALE (Option)
Coaxial Cable	RG174 Length=3M (Option)

## Ceramic Path Specification:

Operating Frequency	T1 1575.42±1.023 MHz
Output Impedance	50 ohms
Polarization	R.H.C.P.
Bandwidth	10 MHz min. @S11<=-10 dB
Gain at 10° elevation	-1 dBic Typ.
Axial Ratio	3.0 dB Typ.

## LNA/Filter Specification:

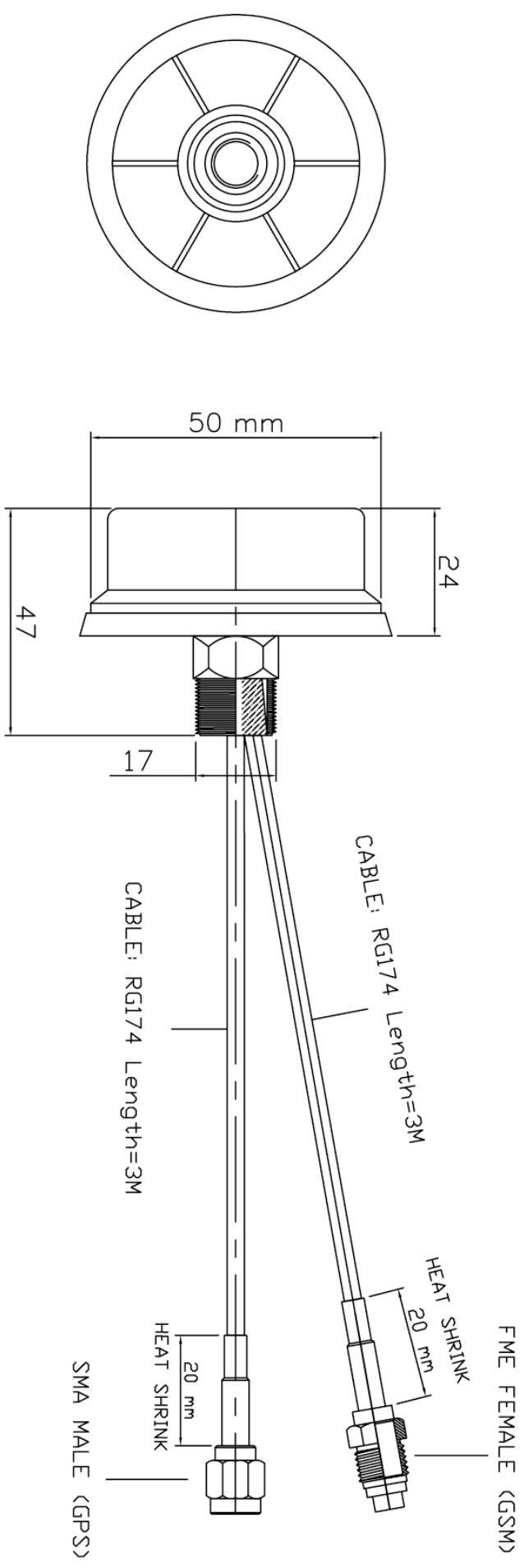
Operating Frequency	T1 1575.42±1.023 MHz
Gain	28 Db Typ.
Noise Figure	1.5 Typ.
Filter	DR Filter
	20dB 30dB min @ fo±50MHz
	30dB 35dB min @ fo±50MHz
	* fo=1575.42 MHz
Output VSWR	2.0 Max
Voltage	2.3~5.5V
Current	2.5V : 6.6mA Typical
	3V : 8.6mA Typical
	4V : 12.6mA Typical
	5V : 16.6mA Typical

## General specification:

Dimensions	L 41xW38xH13 mm
Antenna Color	Black
Coaxial Cable	RG174 Length=3M (Option)
Cable Connector (GPS)	SMA MALE (Option)
Operating Temperature	-30°C to +85°C
Storage Temperature	-40°C to +90°C

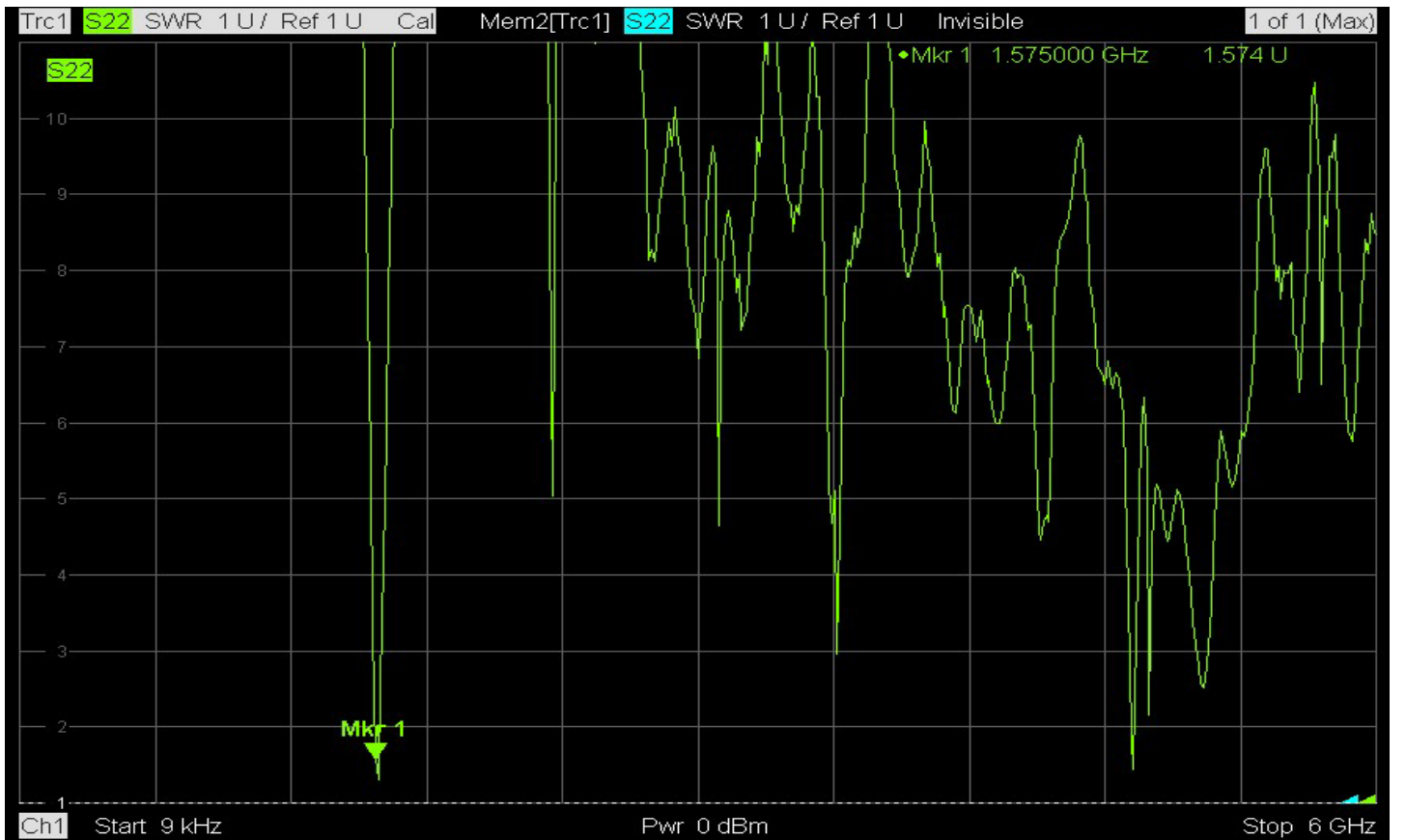
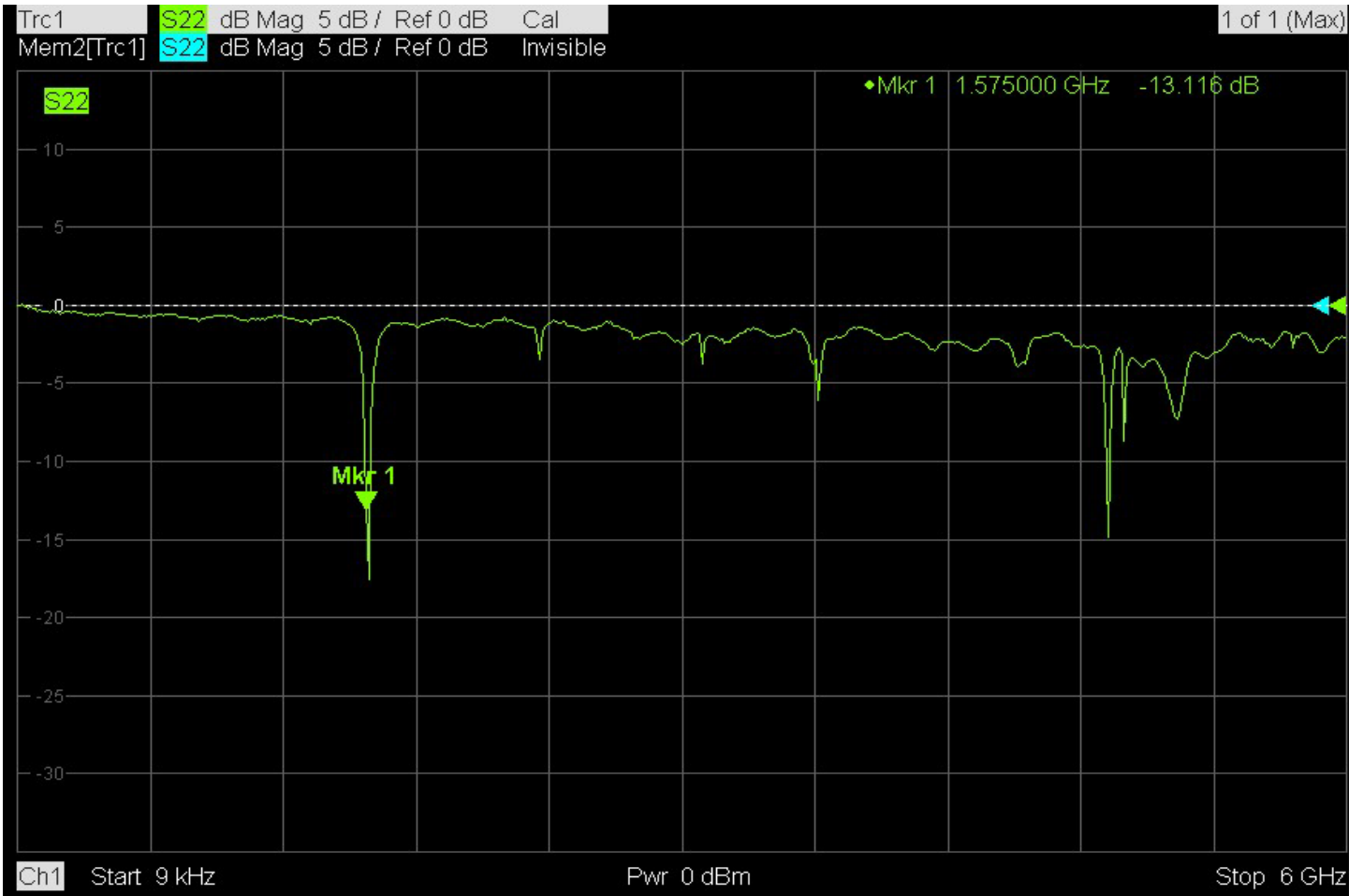
GPM-02-1

GPS ACTIVE/GSM850/900/1800/1900/2100MHz 2dBi 2 IN 1 50mm CIRCLE ROOF SCREW MOUNT+RG174(3M)x2+SMA MALE(GPS)+FME FEMALE(GSM)

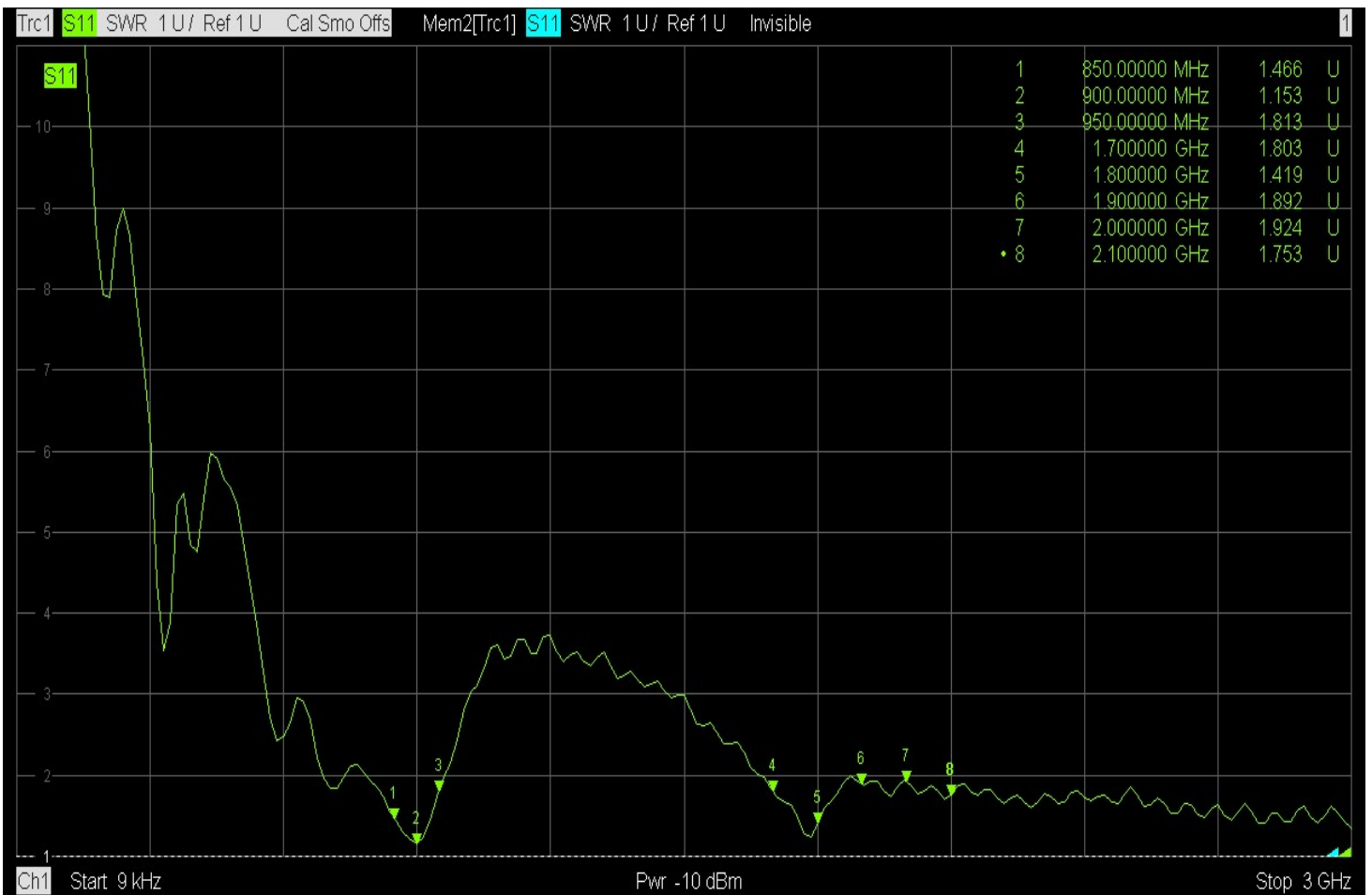
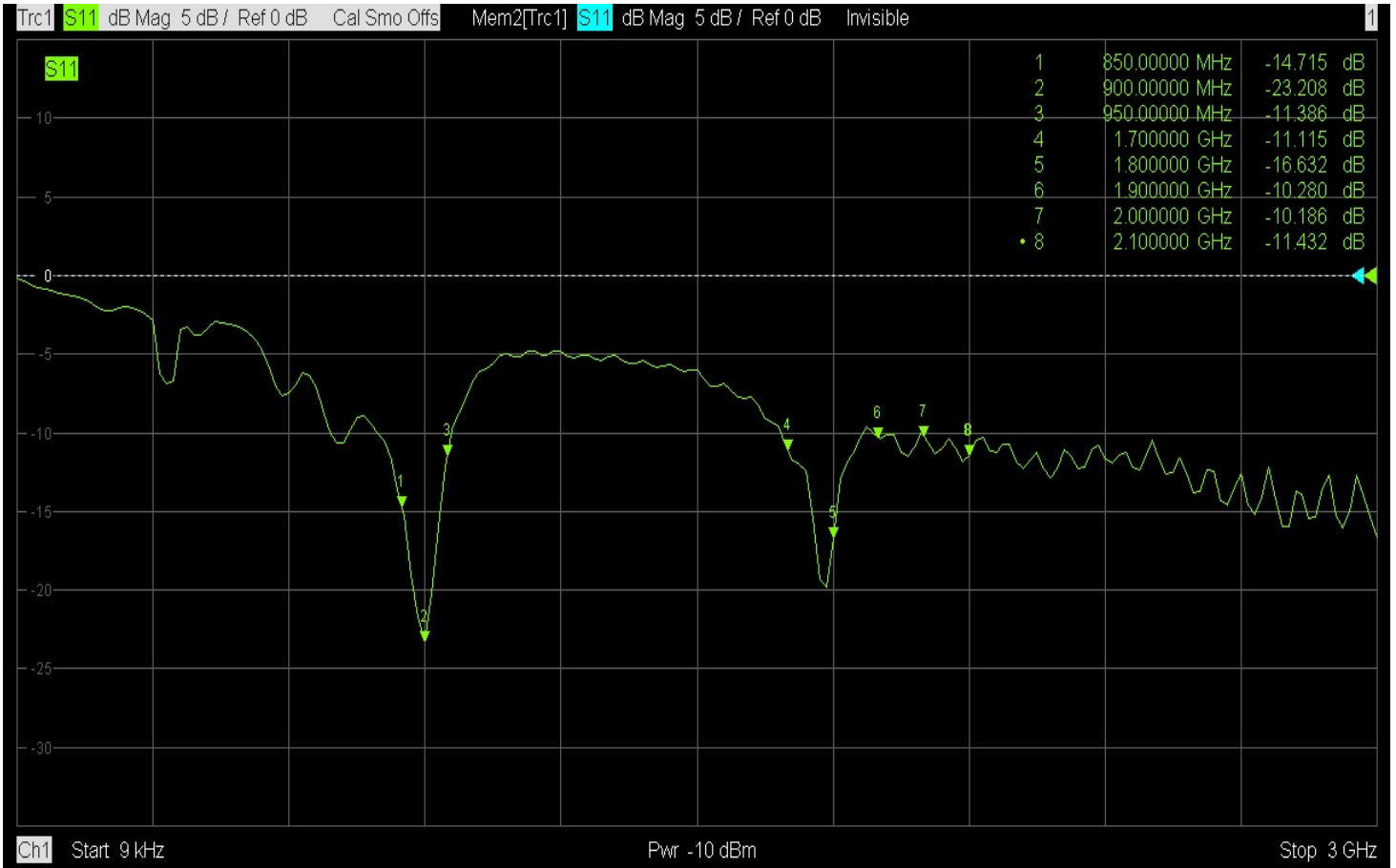


1	FREQUENCY : GPS1575 / GSM850/900/1800/1900/2100 MHz	6	IMPEDANCE : 50Ω
2	GAIN : GPS 28dB/GSM 2dBi	7	
3	V.S.W.R : <1.9	8	
4	CABLE LENGTH : RG174 L=3Mx2	9	
5	CONNECTOR : SMA MALE(GPS) / FME FEMALE(GSM)	10	

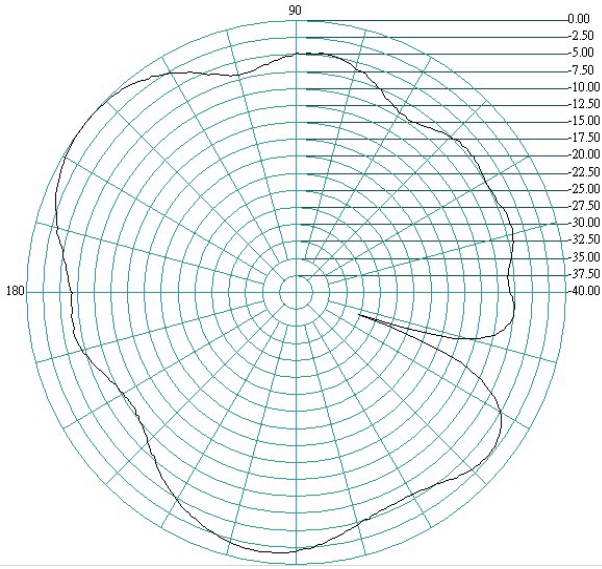
# GPS TEST



# GSM850/900/1800/1900/2100 TEST



# H-PLANE



# E-PLANE

