

GPS ACTIVE/GSM850/900/1800/1900/2100MHz 3dBi 2 IN 1 MAGNETIC  
ANTENNA+RG174(5M)x2+SMA PLUG(GPS)+FME JACK(GSM)



Specifications/Special Features :

This antenna is designed for  
GPS/GSM/UMTS/WCDMA wireless  
communications

Specification	
Model No.	GPM-01-3
Antenna Type	MAGNETIC
Antenna Size	L50xW50xH14 mm
GSM	
Gain ( d Bi )	3 dBi
Frequency	850/900/1800/1900/2100 MHz
VSWR	< 1.7
Polarization	Linear Vertical
Temperature	-40 to +85 °C
Humidity	40% to 95% RH
Connector ( GSM )	FME FEMALE (Option)

Cable: RG-174 Options	Length=5M (Option)
<b>GPS</b>	

### Ceramic Path Specification:

Operating Frequency	T1 1575.42±1.023 MHz
Output Impedance	50 ohms
Polarization	R.H.C.P.
Bandwidth	10 MHz min. @S11<=-10 dB
Gain at 10° elevation	-1 dBic Typ.
Axial Ratio	3.0 dB Typ.

### LNA/Filter Specification:

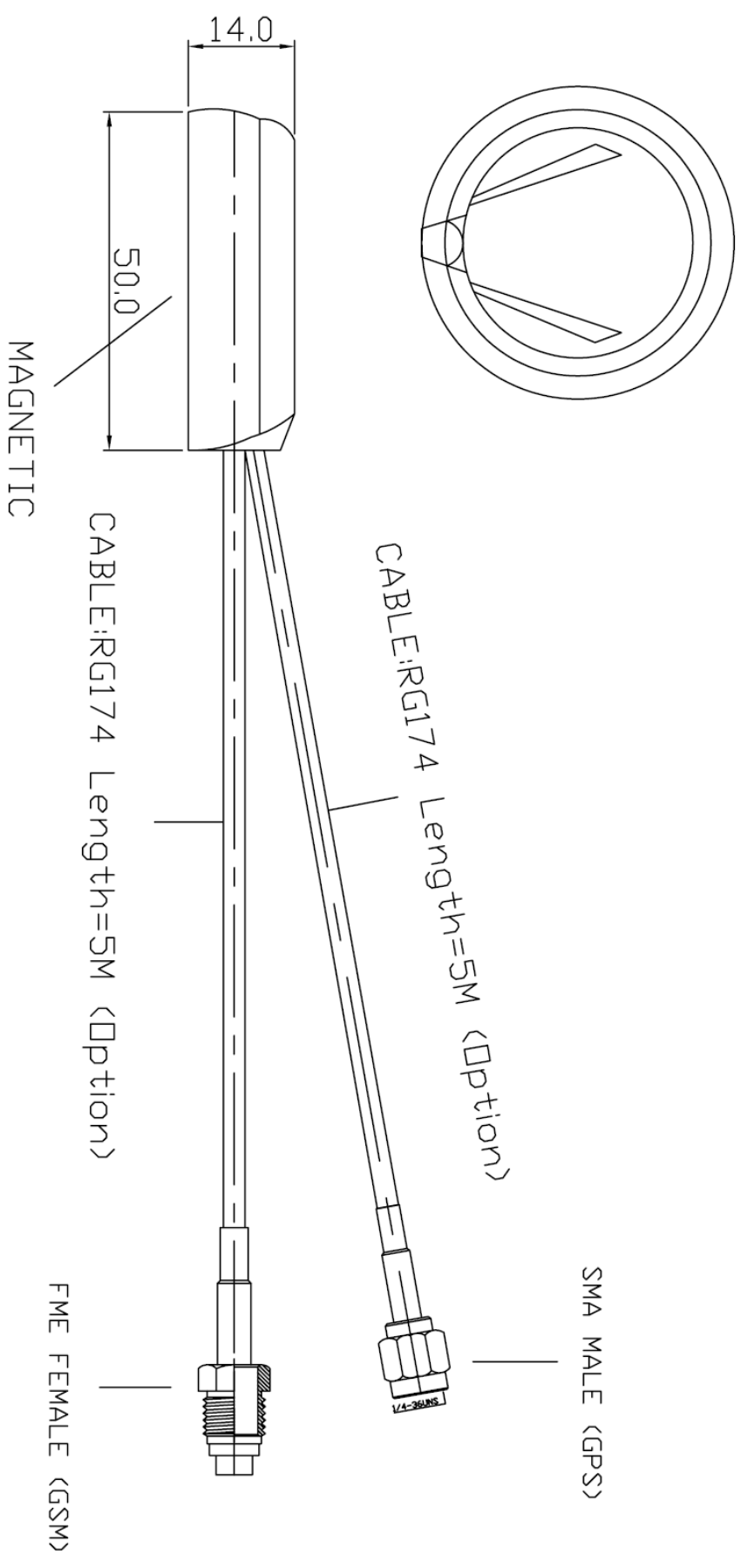
Operating Frequency	T1 1575.42±1.023 MHz
Gain	28 Db Typ.
Noise Figure	1.5 Typ.
Filter	DR Filter
	20dB 30dB min @ fo±50MHz
	30dB 35dB min @ fo±50MHz
	* fo=1575.42 MHz
Output VSWR	2.0 Max
Voltage	2.3~5.5V
Current	2.5V : 6.6mA Typical
	3V : 8.6mA Typical
	4V : 12.6mA Typical
	5V : 16.6mA Typical

### General specification:

Dimensions	L 41xW38xH13 mm
Antenna Color	Black
Coaxial Cable	RG174 Length=5M (Option)
Cable Connector (GPS)	SMA MALE (Option)
Operating Temperature	-30°C to +85°C
Storage Temperature	-40°C to +90°C

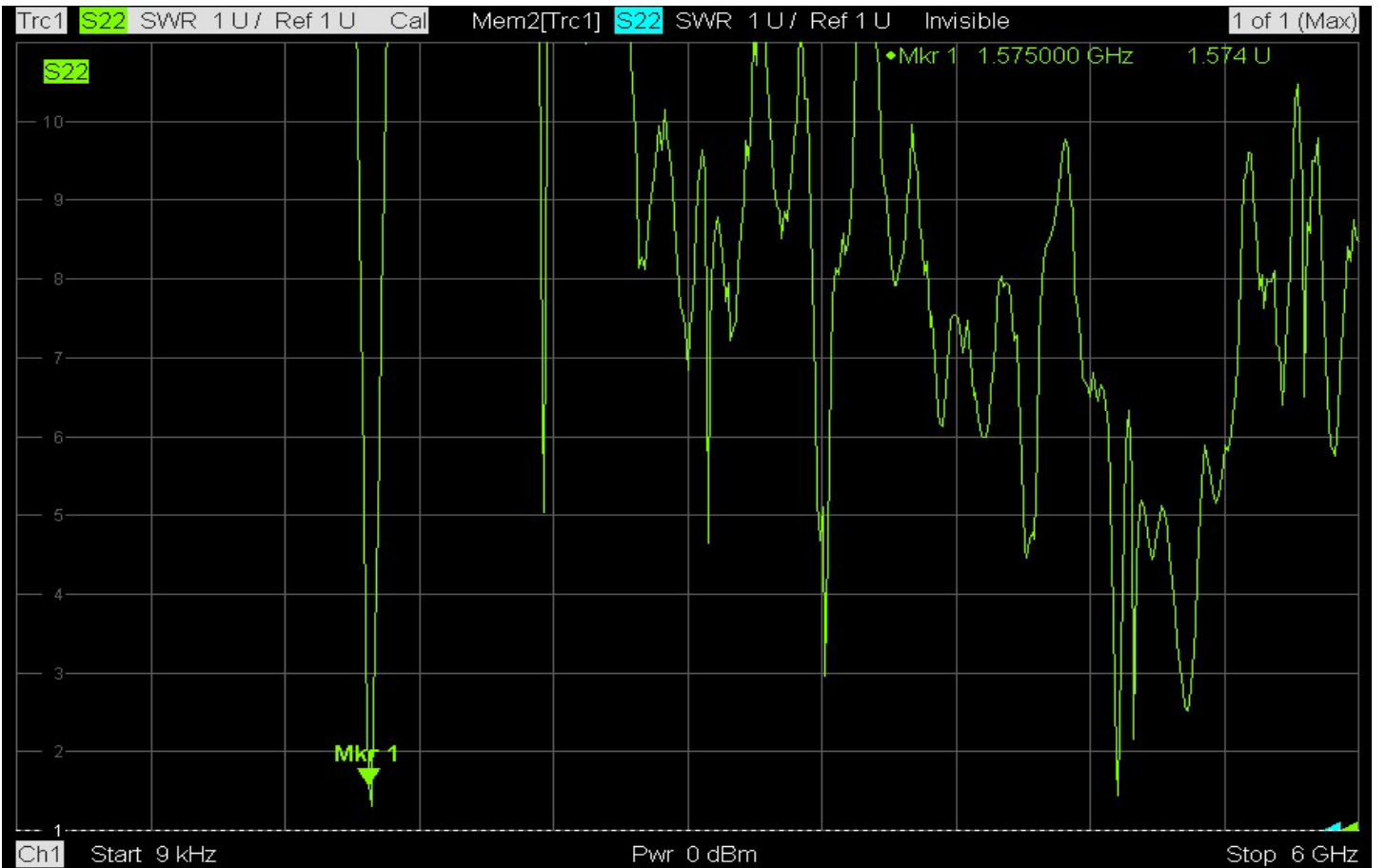
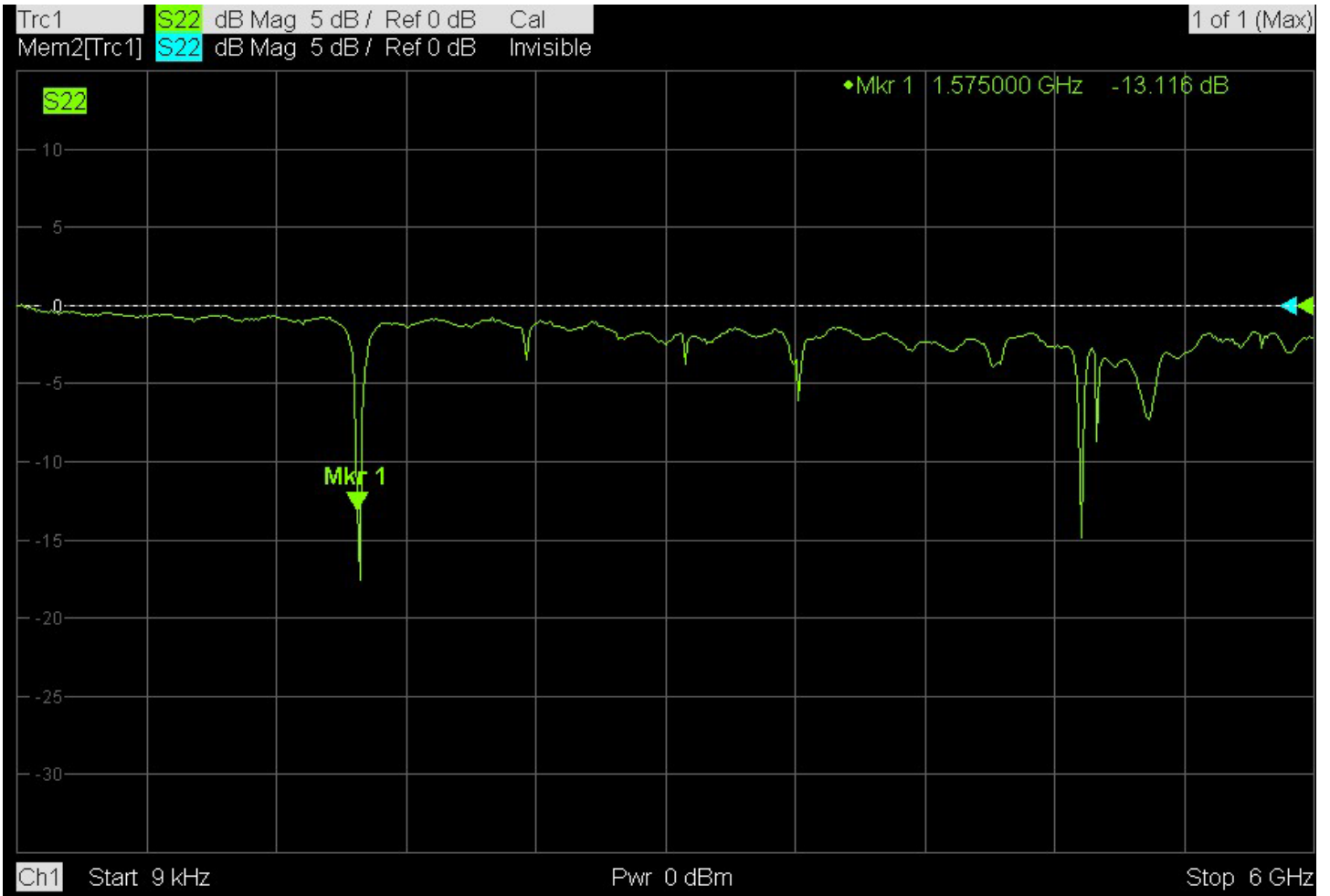
GPM-01-3

GPS ACTIVE/GSM850/900/1800/1900/2100MHz 3dBi 2 IN 1 MAGNETIC ANTENNA+RG174(5M)x2+SMA PLUG(GPS)+FME JACK(GSM)

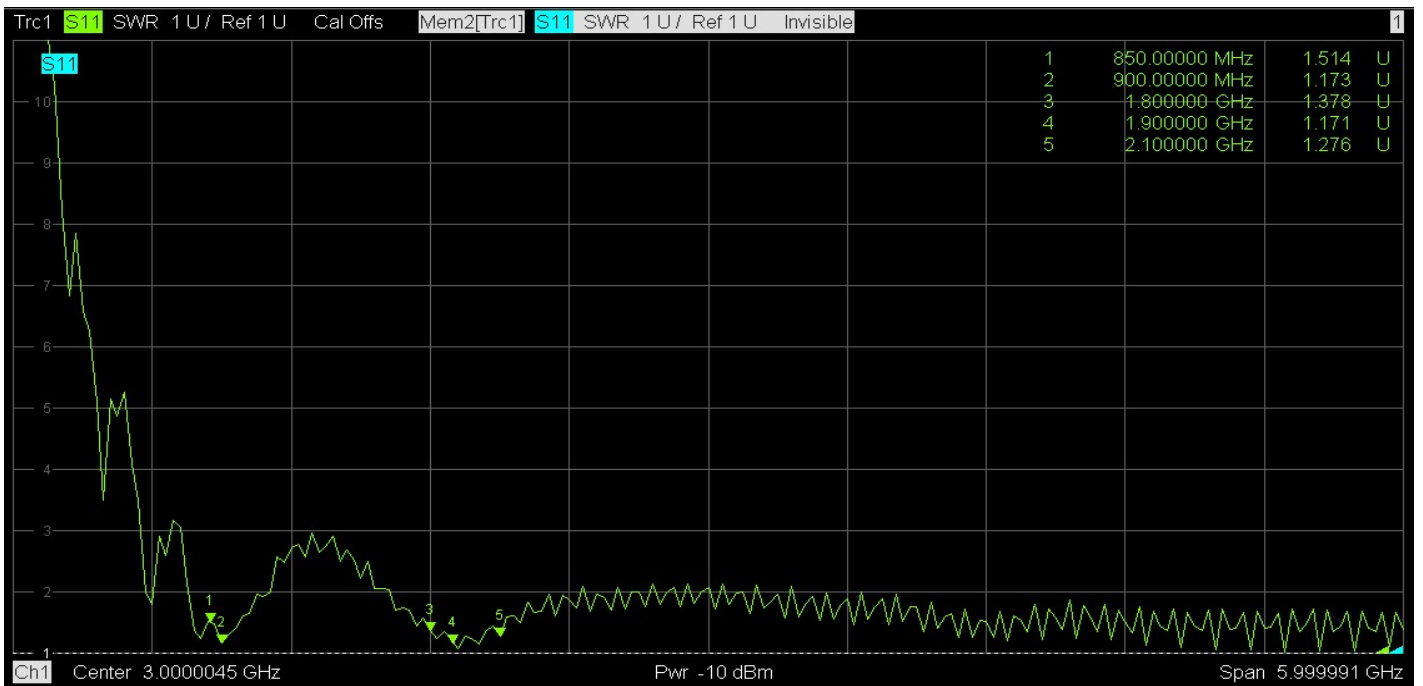
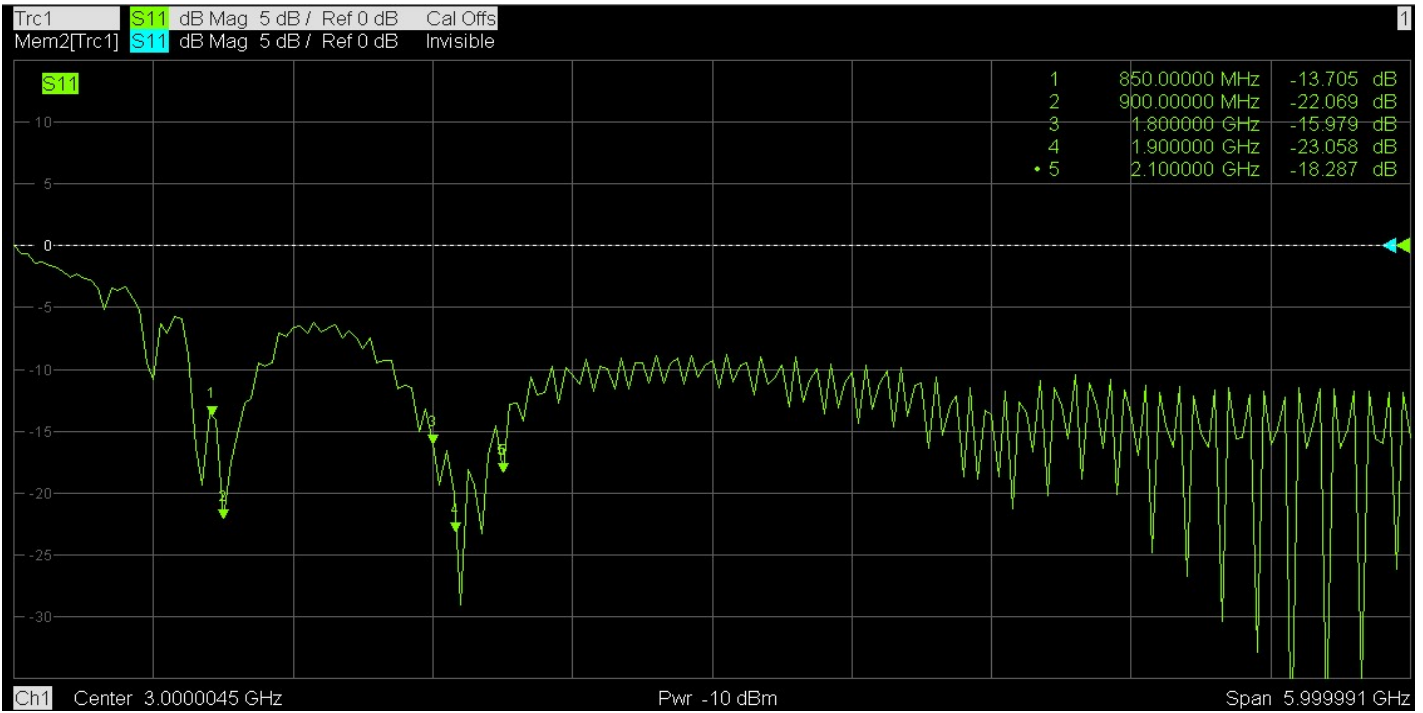


1	FREQUENCY : GPS1575 /GSM850/900/1800/1900/2100MHz	6	IMPEDANCE : 50Ω
2	GAIN : GPS 28dB/GSM 3dBi	7	
3	V.S.W.R : <1.7	8	
4	CABLE LENGTH : GPS/GSM RG174 5M (Option)	9	
5	CONNECTOR : FME & SMA ... (Option)	10	

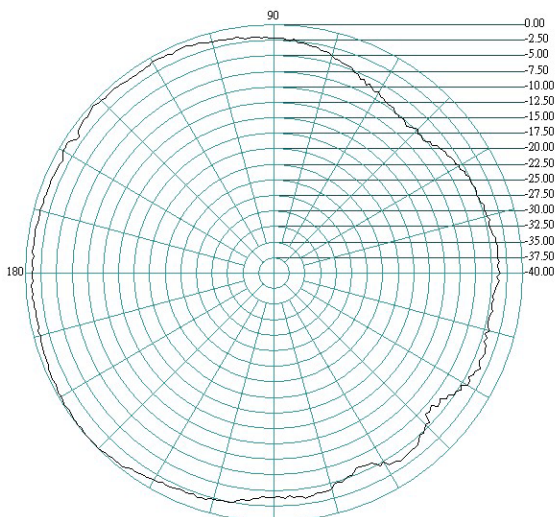
# GPS TEST



# GSM 850/900/1800/1900/2100 TEST



## H-PLANE



## E-PLANE

